

ALÜMİNYUM ÇİFT DİREK ÇALIŞMA PLATFORMU / DUAL MAST MOBILE ALUMINUM WORK PLATFORM

	NL-DMAP 6.0	NL-DMAP 8.0	NL-DMAP 10.0	NL-DMAP 12.0	NL-DMAP 14.0	
Platform kapasitesi / Access platform capacity	300	300	250	200	200	kg
Maksimum personel sayısı / Max. occupants	2	2	2	2	2	
Çalışma yüksekliği / Working height	8	10	12	14	16	m
Platform yüksekliği / Platform floor height	6	8	10	12	14	m
Makine boyu / Overall length	1.53	1.53	1.79	1.79	1.86	m
Makine genişliği / Overall width	0.82	0.82	0.82	0.87	0.95	m
Makine yüksekliği / Overall height	1.81	1.81	1.86	2.03	2.3	m
Platform ölçüsü / Platform size	1.28x0.66	1.28x0.66	1.54x0.66	1.54x0.66	1.48x0.62	
Zemin açıklığı / Ground clearance	0.08	0.08	0.08	0.08	0.06	m
Teker mesafesi / Wheelbase	1.18	1.18	1.44	1.44	1.44	m
Kaldırma motoru / Lifting motor	AC	110 - 230 / 1.5	110 - 230 / 1.5	110 - 230 / 1.5	110 - 230 / 1.5	VAC/KW
	DC	12 / 1.5	12 / 1.5	12 / 1.5	12 / 1.5	24 / 1.5 VDC/KW
Kaldırma-indirme hızı / Up-down speed	0.062 / 0.043	0.062 / 0.043	0.070 / 0.046	0.075 / 0.054	0.073 / 0.058	m/sn
Arka tekerlekler / Back wheels	Ø 200x50	Ø 200x50	Ø 200x50	Ø 200x50	Ø 150x50	mm
Ön tekerlekler / Front wheels	Ø 200x50	Ø 200x50	Ø 200x50	Ø 200x50	Ø 150x50	mm
Ağırlık / Weight	AC - DC	600 - 640	630 - 670	730 - 770	825 - 865	750 - 815 kg

ELEKTRİKLİ
ELECTRIC

AKÜLÜ
BATTERY

Art.No. 51500131	NL-DMAP 6.0
Art.No. 51500008	NL-DMAP 8.0
Art.No. 51500009	NL-DMAP 10.0
Art.No. 51500010	NL-DMAP 12.0
Art.No. 51500147	NL-DMAP 14.0
Art.No. 51500002	NL-DMAP 6.0-1
Art.No. 51500005	NL-DMAP 8.0-1
Art.No. 51500014	NL-DMAP 10.0-1
Art.No. 51500021	NL-DMAP 12.0-1
Art.No. 51500022	NL-DMAP 14.0-1

Standard ekipmanlar

- Ayarlanabilir denge ayakları
- Acil durum durdurma butonu
- Akü şarj göstergesi
- Elektrik limit anahtar
- Zeminden ve platformdan kontrol imkanı
- Acil durum indirme valfi
- Seviye göstergesi (su terazisi)

Standard equipment

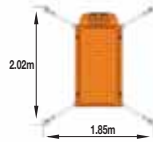
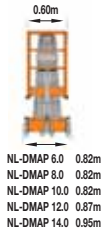

- Swing out outriggers with interlock
- Emergency stop button
- Battery charge indicator
- Electric limit switch
- Grand & Platform (For battery powered)
- Emergency lowering system
- Leveling indicator

Seçenekler

- Aşırı yük sensörü
- Platformda elektrik prizi
- Tüm hareketlerde sesli uyarı
- Uyarı lambası
- Entegre şarj cihazı

Options

- Overload sensor with buzzer
- AC power to platform
- All motion alarm
- Beacon
- DC power with charger



NL-DMAP 6.0 : 8 m
 NL-DMAP 8.0 : 10 m
 NL-DMAP 10.0 : 12 m
 NL-DMAP 12.0 : 14 m
 NL-DMAP 14.0 : 16 m

NL-DMAP 6.0 6m
 NL-DMAP 8.0 8m
 NL-DMAP 10.0 10m
 NL-DMAP 12.0 12m
 NL-DMAP 14.0 14m

