














GÖZLÜ SAPAN - KAPASİTESİ TABLOSU (kg)

Renk kodu					
	Düz kaldırma	Boğma	U kaldırma	0° - 45°	45° - 60°
	500	400	1000	700	500
	1000	800	2000	1400	1000
	2000	1600	4000	2800	2000
	3000	2400	6000	4200	3000
	4000	3200	8000	5600	4000
	5000	4000	10000	7000	5000
	6000	4800	12000	8400	6000
	8000	6400	16000	11200	8000
	10000	8000	20000	14000	10000